

schweigen

SILENT RANGEHOODS

Classic Series



Blue Light Canopy 90cm (DS3131S)

Australia's quietest, strongest and most efficient rangehoods

www.schweigen.com.au



Australian Owned



German Motor



10 year motor warranty



3x Energy Efficient

experience the difference

developing a silent, energy efficient & powerful rangehood

the silent rangehood:

This revolutionary product starts with a German fan and motor assembly, one acknowledged as the quietest and most efficient high-powered domestic extraction unit available.



But even the quietest motors and fans still generate noise. So placing them close to your ear while you're cooking isn't logical.

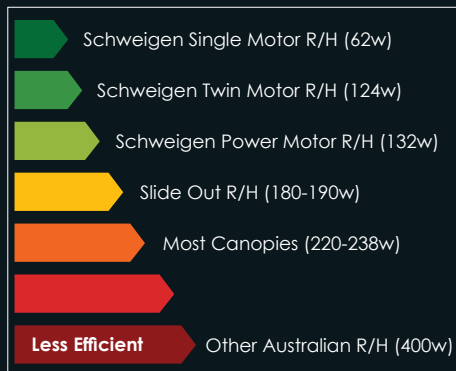
Schweigen's patented solution is to take the fan and motor out of the

canopy and move them both as far away as possible.

A unique housing with an exclusive anti-water intrusion system allows the fan and motor to be fixed to the roof, under the eaves or to an external wall.

There, the little noise they do generate vents to the atmosphere where it is over-whelmed by the natural ambient noise of the world outside.

It's called ISO Drive, it's ingenious, it works and it's shhhhhh... silent!



the ISO Drive motor is so reliable we have backed it with a 10 year motor warranty



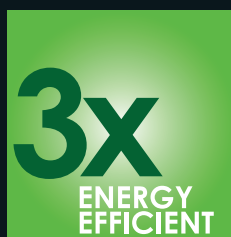
3 x energy efficiency*:

Schweigen is just as focused on improving the environment outside your kitchen as it is to improving conditions inside it.

The term 'energy efficiency' is often confused with suction, implying that greater suction equates to greater efficiency. This is clearly wrong and quite misleading.

Strong suction is easily achieved by applying more power. But more power consumes more energy and is therefore very inefficient.

Clearly, the appliance that consumes the least energy to complete its task is the most efficient.



And this is where Schweigen excels.

It starts with ISO Drive, which is not only the quietest extraction system, it's also the most energy efficient.

ISO Drive's fan and motor assembly is perfectly matched to the needs of the extraction system.

And the unique isolated drive system, actually requires less power than conventional systems.

It vents directly into atmosphere and, because air is pulled through the system rather than pushed through it, there's much less resistance to the airflow.

All of which means that, while ordinary systems use about 180 watts or more, to develop enough suction, the super efficient ISO Drive system runs on just 62 watts!

Low-voltage lighting sounds like it would be more efficient, but in fact it really isn't.

Schweigen's LED lighting (optional) uses 1.8 to 4.5 watts, instead of the 20 watts consumed by low-voltage halogen lights.

All these savings help make Schweigen ISO Drive canopies 3 times more efficient!

**Only applies to LED lights.*

3 steps to Schweigen

rangehoods should be seen and not heard

step 1:



choose your
rangehood
design

step 2:



choose the
power option
of your ISO
Drive motor

step 3:



enjoy your
conversations
in the kitchen
again

step 1:

choose your rangehood design



WM2190S

A softer, square-line wall mounted rangehood with subtle European styling.

Available in:
600mm (WM2190-6S)
900mm (WM2190S)



DS3131S

This wall mounted rangehood boasts a stunning blue strip lighting.

Available in:
900mm (DS3131S)



DS3170S

An ultra-modern wall mounted rangehood with a square-edged European design.

Available in:
900mm (DS3170S)
1200mm (DS3170-12S)



WM3150S

Known as the 'Glass Butterfly', this wall mounted rangehood has a tempered glass, curved wing ensuring a visual highlight in any room.

Available in:
600mm (WM3150-6S)
900mm (WM3150S)

step 1:

choose your rangehood design



IS4160S

A contemporary island rangehood with soft line design.

Available in:
900mm (IS4160S)



IS4140S

An elegant island rangehood with European 'butterfly glass' styling.

Available in:
900mm (IS4140S)



IS4110S

A strong, clean, minimalist island rangehood with sharp, square European styling.

Available in:
900mm (IS4110S)



UM1170-6S & UM1170-9S

These undermount rangehoods are designed to be installed under the top row of cabinets above 600mm and 900mm cooktops creating an air curtain across the entire cooktop. They can be installed into a timber-style, custom made canopy facade or chimney.

Available in:
UM1170-6S
UM1170-9S

step 2...

choose the power option of your ISO Drive motor

ISO Drive options

It starts with ISO Drive, which is not only the quietest extraction system, it's also the most energy efficient.

ISO Drive's fan and motor assembly is perfectly matched to the needs of the extraction system.

And the unique isolated drive system, actually requires less power than conventional systems.

It vents directly into atmosphere and, because air is pulled through the system rather than pushed through it, there's much less resistance to the airflow.


All of which means that, while ordinary systems use about 180 watts or more, to develop enough suction, the super efficient ISO Drive system runs on just 62 watts!



**Single Motor:
(650 cubic metres)**



**Twin Motors:
(1100 cubic metres)**



**Power Motor:
(1600 cubic metres)**

Motors come with the following roof kit:

Flexi ducting / Solid roof extension pipe / Bell housing

step 3...

enjoy conversations in your kitchen again

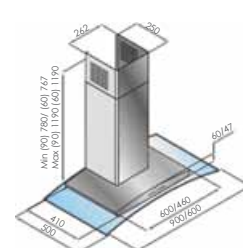
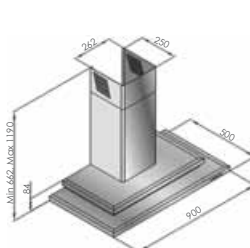
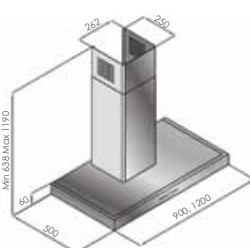
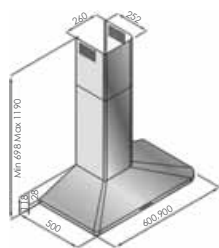


shhh.... it's a Schweigen

rangehood specifications

comparing rangehoods

Canopy



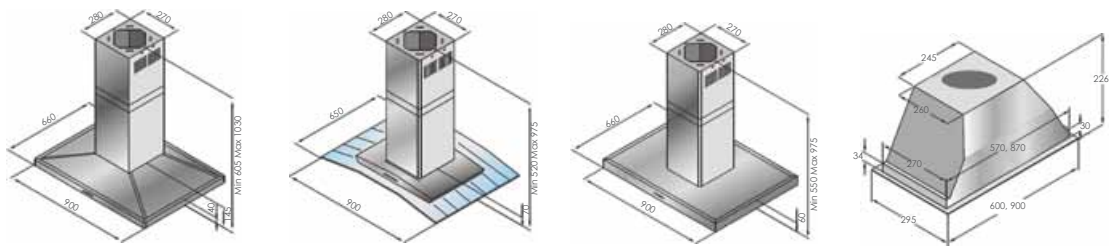
Type / Model	Wallmount - WM 2190S	Wallmount - DS 3170S	Wallmount - DS 3131S	Wallmount - WM 3150S
Available widths and canopy depth	Width: 600 / 900mm Depth: 500mm	Width: 900 / 1200mm Depth: 500mm	Width: 900mm Depth: 500mm	Width: 600 / 900mm Depth: 500mm
Motor options	Single / Twin / Power Drive: (10Yr warranty & 3 x energy efficient)	Single / Twin / Power Drive: (10Yr warranty & 3 x energy efficient)	Single / Twin / Power Drive: (10Yr warranty & 3 x energy efficient)	Single / Twin / Power Drive: (10Yr warranty & 3 x energy efficient)
Number of filters (dishwasher safe, commercial grade filters)	Two for 600mm Three for 900mm	Three for 900mm Four for 1200mm	Three	One for 600mm Two for 900mm
Halogen down lights (LED down lights optional)	■	■	■	■
15 min delay timer with auto shut off	■	■	■	■
5 speed selection controls	■	■	■	■
Soft touch eye level controls & digital displays	■	■	■	■



rangehood specifications

comparing rangehoods

Canopy



Type / Model	Island - IS41 60S	Island - IS41 40S	Island - IS41 10S	Undermount - UM1170-6S & UM1170-9S
Available widths and canopy depth	Width: 900mm Depth: 660mm	Width: 900mm Depth: 650mm	Width: 900mm Depth: 660mm	Width: 600 / 900mm Depth: 295mm
Motor options	Single / Twin / Power Drive: (10Yr warranty & 3 x energy efficient)	Single / Twin / Power Drive: (10Yr warranty & 3 x energy efficient)	Single / Twin / Power Drive: (10Yr warranty & 3 x energy efficient)	Single / Twin / Power Drive: (10Yr warranty & 3 x energy efficient)
Number of filters (dishwasher safe, commercial grade filters)	Four	Two	Four	Two for 600mm Three for 900mm
Halogen down lights (LED down lights optional)	■	■	■	■
15 min delay timer with auto shut off	■	■	■	■
5 speed selection controls	■	■	■	■
Soft touch eye level controls & digital displays	■	■	■	■



BR500 silent bathroom exhaust system

it's just a little 'sound' logic



BR500 silent bathroom exhaust system

it's just a little 'sound' logic

a must have item!!

ISO Drive, an Australian invention, is an Australian product and owned by an Australian company. The concept is simple, remove the fan from the home to ensure super quiet and supremely efficient operation.

Using the highly regarded German EBM motor and encasing it in a patented anti water intrusion cowling system allows for a virtually maintenance free, long life product, rated at 40,000 hours.

it's just a little 'sound' logic

It just makes sense, if a motor is placed inside the exhaust vent itself, you are going to hear the noise in the bathroom.

The stronger and more efficient the motor, the more noise it's going to make.

The ISO Drive system places the motor away from the

exhaust vent, to not only create a quiet atmosphere in your home, but also increase it's efficiency in removing steam and other by-products from the bathroom / laundry.

It works like a ducted vacuum system, drawing the steam up and most importantly pushing it out. Without making a sound in the bathroom.

energy efficiency


In developing this product we sought to create not only a more productive extraction system via its quiet operation, but also make sure that it was economical and efficient to run.

This incredible remote system runs at just 62 watts. Less than a household light globe!

easy to Install

In most cases our systems are very simple to install, and have the flexibility to suit almost any mounting requirements.

As pictured (left) they can be placed on rooftop, under eaves and on the side wall.



Each of our systems come ready with a mounting flange, a bell mouth adapter and 3 meters of fire resistant ducting.



www.schweigen.com.au

another quality product distributed by the



axisgroup

Schweigen . 1300 881 693

214 Coventry Street South Melbourne VIC 3205